



READ THESE INSTRUCTIONS THOROUGHLY BEFORE INSTALLATION KEEP THESE INSTRUCTIONS FOR FUTURE REFERENCE.

IMPORTANT:

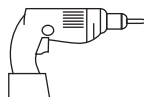
This product must be installed by a qualified electrician or competent person, and in accordance with current building and IET wiring regulations.

BOX CONTENTS

This lighting fixture has been properly packed to avoid damage during transit. Before commencing with the installation carefully inspect the luminaire to confirm there is no damage. DO NOT INSTALL if any damage has occurred to the fixture or any of its components.

- Light Fitting
- Instruction Manual
- Brackets

TOOLS REQUIRED



- Drill

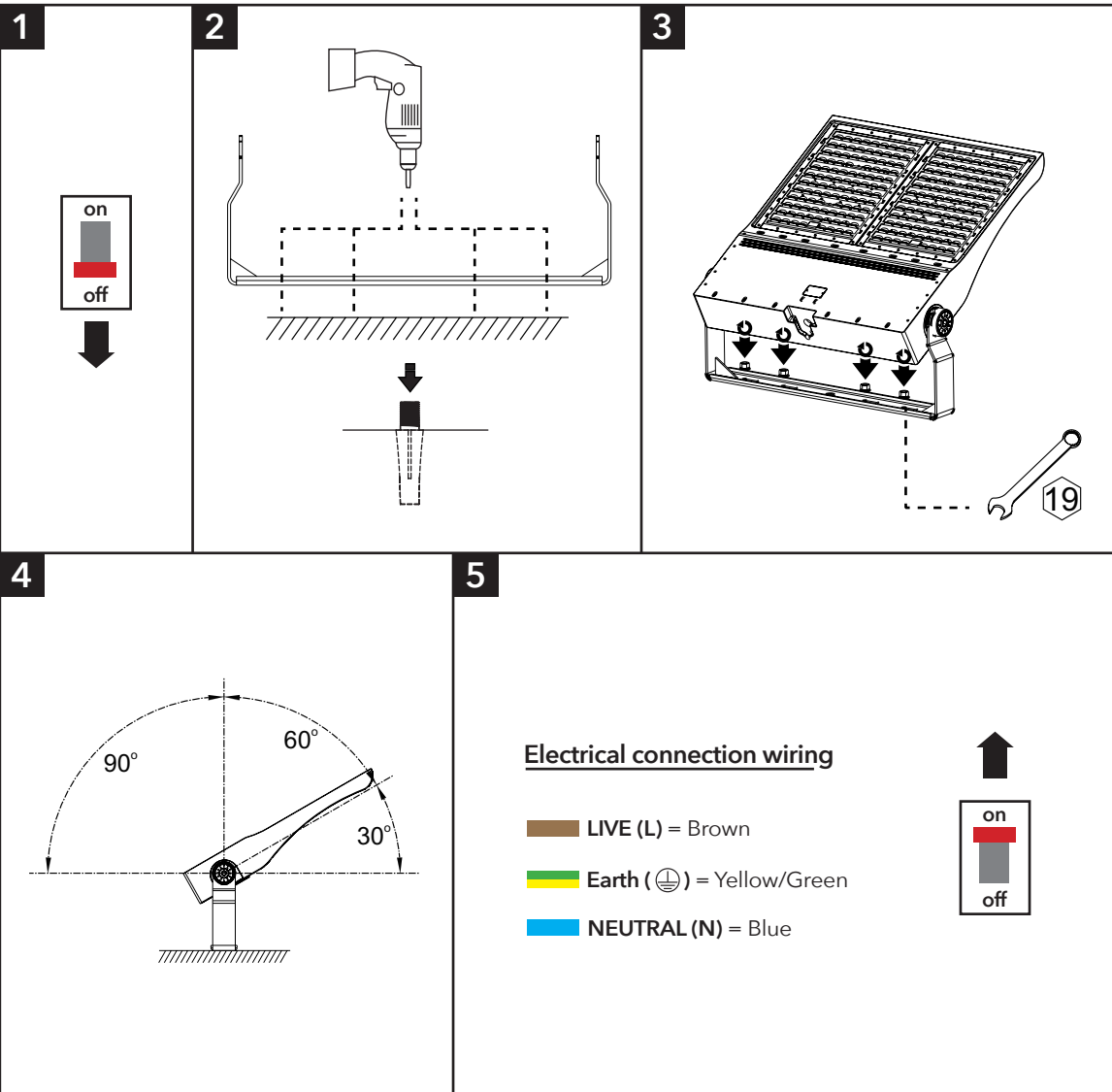


- Screwdriver



- Cable

INSTALLATION INSTRUCTIONS



PLEASE READ THESE INSTRUCTIONS BEFORE INSTALLATION.



WARNING: Risk of electric shock! Isolate the mains power before proceeding.

- Turn off the mains power before performing inspections, installation, or removal
- Verify that the supply voltage is correct by comparing it with the luminaire label information
- It is the installers responsibility to ensure installation is suitable for the total load of the luminaire(s). The supply cable, fuses/circuit breakers must be correctly rated for the electrical load and considering for any transient inrush currents that may occur
- Do not perform insulation strength or resistance tests on installed luminaire(s) connected

1. Isolate the circuit
2. Drill holes for required fitting and fix bracket
3. Secure using suitable fixing method
4. Tilt fitting to correct angle
5. Connect mains as shown and power on

DISPOSAL

Disassembly instructions for end of life disposal available on website.

Disposal of Electronic Equipment WEEE Directive 2002/96/EC This product falls within the scope of the Waste Electrical & Electronic Equipment Directive (WEEE), which means the product should not be disposed of as normal household waste. Please recycle where facilities exist or check with your Local Authority. RoHS - All components and materials used in this product are RoHS 2002/95/EC compliant.

Specifications may change from time to time. The information contained in this leaflet is for guidance only and should not be considered as always accurate and should be treated as not representative.

WARRANTY

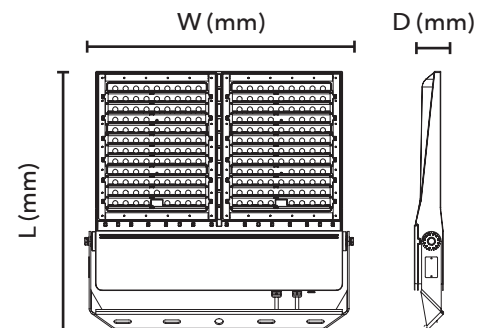
This luminaire is warranted for a period of 5 years from the date of purchase.** The warranty could be invalidated should the light fitting not be installed according to these instructions, outside the scope of the specification or the product has been altered or tampered with in any way. Please see website for terms and conditions.

PRODUCT TEMP SPECIFICATION

Standard -30 to +50°C

HARLOCK SPORTS COURT LIGHTING DIMENSIONS

Part No.	Description	Watts	L (mm)	W (mm)	D (mm)	Weight
421225-504	Harlock Court Lighting	450W	628	654	70	14.3Kg
421226-504	Harlock Court Lighting	600W	628	654	70	14.3Kg



This product contains a light source of energy efficiency Class D.

Technical Helpline: +44 (0)1507 328031